Note that all unique customer requirements (i.e tolerance) need to be verified thru Alfa Laval.





T1 T2 T3 T4 locations on back side
correspond to S1 S2 S3 S4 on front side

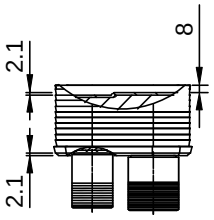

Frameplate is depressed 2.1 mm
at connections S3 and S4 if holed.
Pressureplate is depressed 2.1 mm
at connections T3 and T4 if holed.

ALL DIMENSIONS IN MILLIMETERS

V 22
Alloy 316
S3,S4

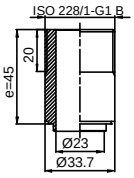

V 24
Alloy 316
S1,S2

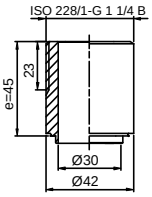

HEATING SURFACE	2.204 m²	PLATE MATERIAL	Alloy 316	TOTAL LENGTH	150.8
NETWEIGHT	10.30 kg	PLATE THICKNESS	0.3 mm	TOTAL WIDTH	113.0
OPERATING WEIGHT	14.22 kg	PLATE GROUPING	1*19L / 1*20L	TOTAL HEIGHT	527.0

MEDIA	INLET	TEMP.	OUTLET	TEMP.	FLOW RATE	PRESSURE DROP	LIQUID VOL.
Water	S4	90.0 °C	S3	60.0 °C	4.5 m³/h	12.21 kPa	1.957
Water	S2	55.0 °C	S1	75.0 °C	6.6 m³/h	19.83 kPa	2.060

SUPPLIER	REF.	MP NO.
AGENT/REF.		
CUSTOMER NAME / REF. NO.		
SIGN.		

PLATE HEAT EXCHANGER

CB60-40L

PED

ITEM ID.
32871 0148 8

DATE 2013-08-15

REV No. 0